

# Rationale for the Use of Citicoline in the Management of Brain Ischemia Related Disorders

**Julio J Secades\* and Regina Gutiérrez**

Department of Scientific, Ferrer. Avda Diagonal 549 5th, 08029 Barcelona, Spain

Citicoline is a drug available in several countries worldwide. Among the European Union countries, citicoline is registered as a Rx product in France, Italy, Spain, Bulgaria and Portugal. It's also registered as a drug in other important countries out of Europe (Russia, Mexico, Japan, Brazil, India, Algeria, Argentina, Egypt, etc), being present up to 80 countries as a Prescription Medicine.

The main indications of the use of citicoline are:

1. Acute ischemic stroke and its sequelae
2. Traumatic brain injury (TBI) and its sequelae

For these diseases citicoline combine neurovascular protection and repair effects. Citicoline acts at several levels of the ischemic cascade and a series of brain repair effects have been reported [1]. Citicoline has been extensively studied in clinical trials with over 11 000 patients and volunteers who have various neurological disorders, including acute ischemic stroke [2-10]. In all these studies, citicoline had a similar safety profile as compared with placebo [2]. In a pooled analysis with individual patient data of randomised clinical trials,

## Publication History:

Received: December 09, 2015  
 Accepted: December 20, 2015  
 Published: December 22, 2015

## Keywords:

Cerebral infarction, Paresis, Balance disorders, Postural stability,

on acute and subacute stroke patients has an OR of 1.22 (95% CI 1.07-1.38), with the fixed-effects model, or an OR of 1.60 (95% CI 1.17-2.20) with the random-effect model [16]. Recently, a new meta-analysis based on acute and subacute ischemic stroke (Figure 1) demonstrates the efficacy of citicoline on this indication, with an OR of 1.56 (95%CI, 1.12;2.16) [17], and also demonstrates that the effect is more evident in no-rTPA treated patients.

For the sequellar phase, the efficacy of the drug is based on a Cochrane Systematic Review [18] based in 14 Placebo-Controlled, by

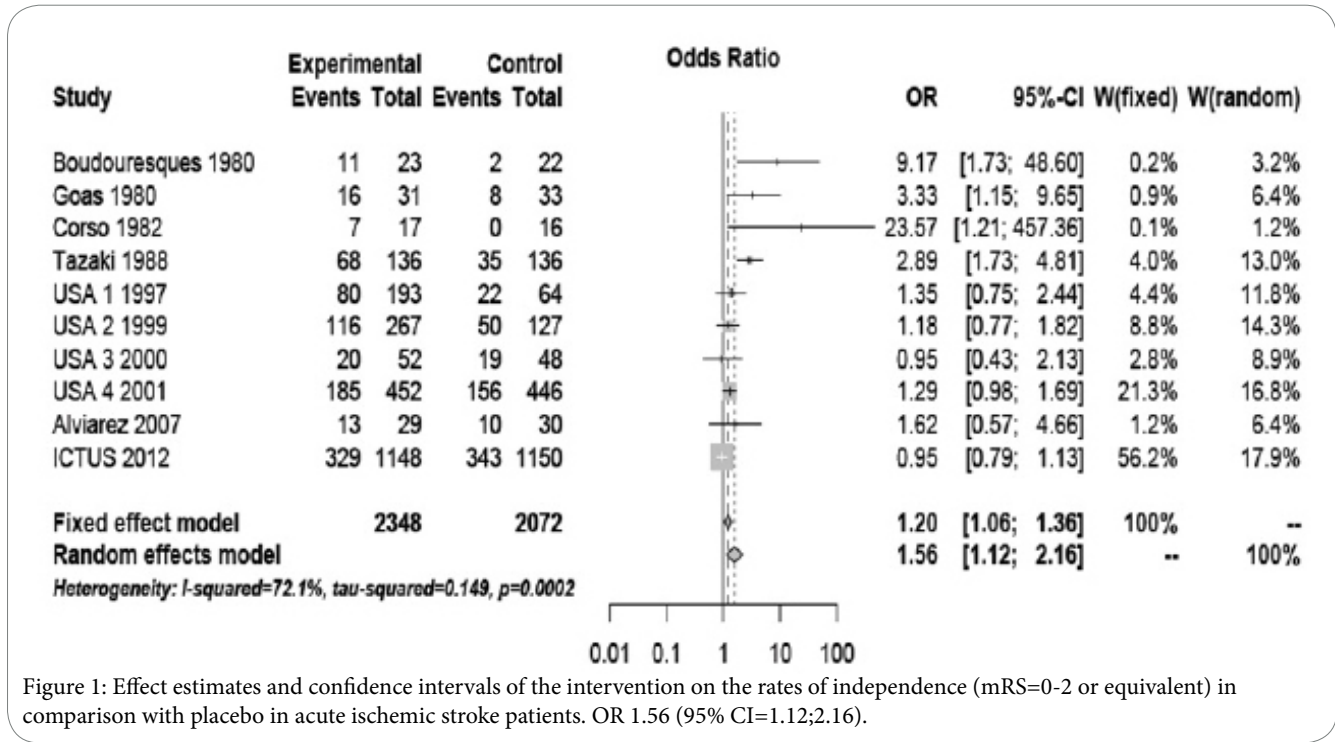


Figure 1: Effect estimates and confidence intervals of the intervention on the rates of independence (mRS=0-2 or equivalent) in comparison with placebo in acute ischemic stroke patients. OR 1.56 (95% CI=1.12;2.16).

with an odds ratio of 0.64 (95% CI 0.54-0.72). And these effects are cost-effective [13,14]. Three years ago, the results of the ICTUS trial, made in Europe were published [15], with an overall neutral result because the circumstances of the study (46% patients treated with rTPA, median NIHSS 15 and bigger infarcts not excluded), concluding that on top of the best treatment possible, citicoline does not show any clinical improvement but, as shown in the updated fixed-effects meta-analysis, the effect of the drug remains significant (OR 1.14, 95% CI 1.00-1.30). A complete and updated meta-analysis presented in the final report of the trial, demonstrates that the effect of citicoline

\*Corresponding Author: Julio J Secades, Department of Scientific, Ferrer. Avda Diagonal 549 5th, 08029 Barcelona, Spain, Tel: +34 936003837, Fax: +34 936003874; E-mail: [jsecades@ferrer.com](mailto:jsecades@ferrer.com)

Citation: Secades JJ, Gutiérrez R (2015) Rationale for the Use of Citicoline in the Management of Brain Ischemia Related Disorders. Int J Phys Ther Rehab 1: 108. doi: <http://dx.doi.org/10.15344/2455-7498/2015/108>

Copyright: © 2015 Secades et al. This is an open-access article distributed under the terms of the Creative Commons Attribution License, which permits unrestricted use, distribution, and reproduction in any medium, provided the original author and source are credited.

Randomized Clinical Trials qualified as “Highest Quality Trials (A)” by The Cochrane Collaboration in which was demonstrated that citicoline has a positive effect on memory and behaviour, especially in patients with chronic cerebrovascular diseases. It also was demonstrated in the Cochrane Review that Clinical Global Impression was also improved by Citicoline. Recently, these data have been confirmed in two new studies, in which the authors concluded that citicoline treatment for 12 months in patients with first-ever ischemic stroke is safe and probably effective in improving post-stroke cognitive decline, thus citicoline appears to be a promising agent to improve recovery after stroke [19]. In the IDEALE study it was demonstrated that citicoline maintained the cognitive score on MMSE in patients diagnosed with Mild vascular Cognitive Impairment [21]. There is evidence also of a positive effect of citicoline on the recovery of motor sequelae after stroke when added to rehabilitation programs (Figure 2)[21].

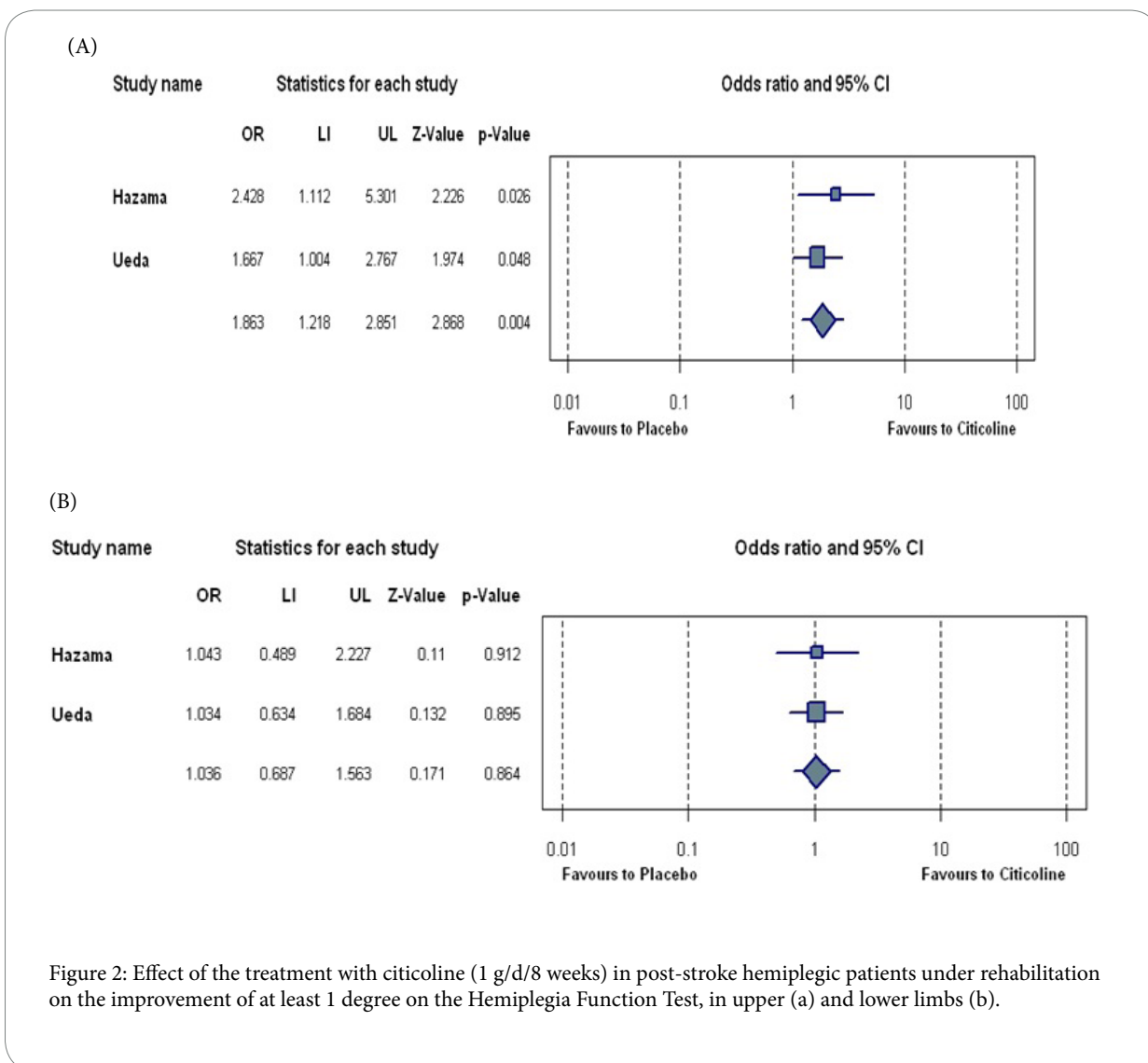
Regarding the efficacy in TBI, the evidence of efficacy is provided by several trials collected in many reviews 2 and in a new published meta-analysis based on all comparative trials of citicoline (Figure 3) [22], with also positive data on the treatment of neuropsychological deficits after TBI [23].

### Competing Interests

The authors have no competing interests with the work presented in this manuscript.

### References

- Gutiérrez-Fernández M, Rodríguez-Frutos B, Fuentes B, Vallejo-Cremades MT, Alvarez-Grech J, et al. (2012) CDP-choline treatment induces brain plasticity markers expression in experimental animal stroke. *Neurochem Int* 60: 310-317.
- Secades JJ (2011) Citicoline: pharmacological and clinical review, 2010 update. *Rev Neurol* 52 Suppl 2: S1-1S62.
- Goas JY, Bastard J, Missoum A (1980) Bilan a 90 jours du traitement des accidents vasculaires cerebraux par la CDP-choline: A propos d'un essai en double insu. Symposium International: Souffrance cerebrale et precurseurs des phospholipides, Paris.
- Boudouresques P, Alonzo B, Michel B (1980) Conduite therapeutique devant un accident vasculaire cerebral: Place de la CDP-choline. Symposium International: Souffrance cerebrale et precurseurs des phospholipides, Paris.
- Corso EA, Arena M, Ventimiglia A, Bizzarro G, Campo G, et al. (1982) [CDP choline in cerebral vasculopathy: clinical evaluation and instrumental semeiology]. *Clin Ter* 102: 379-386.



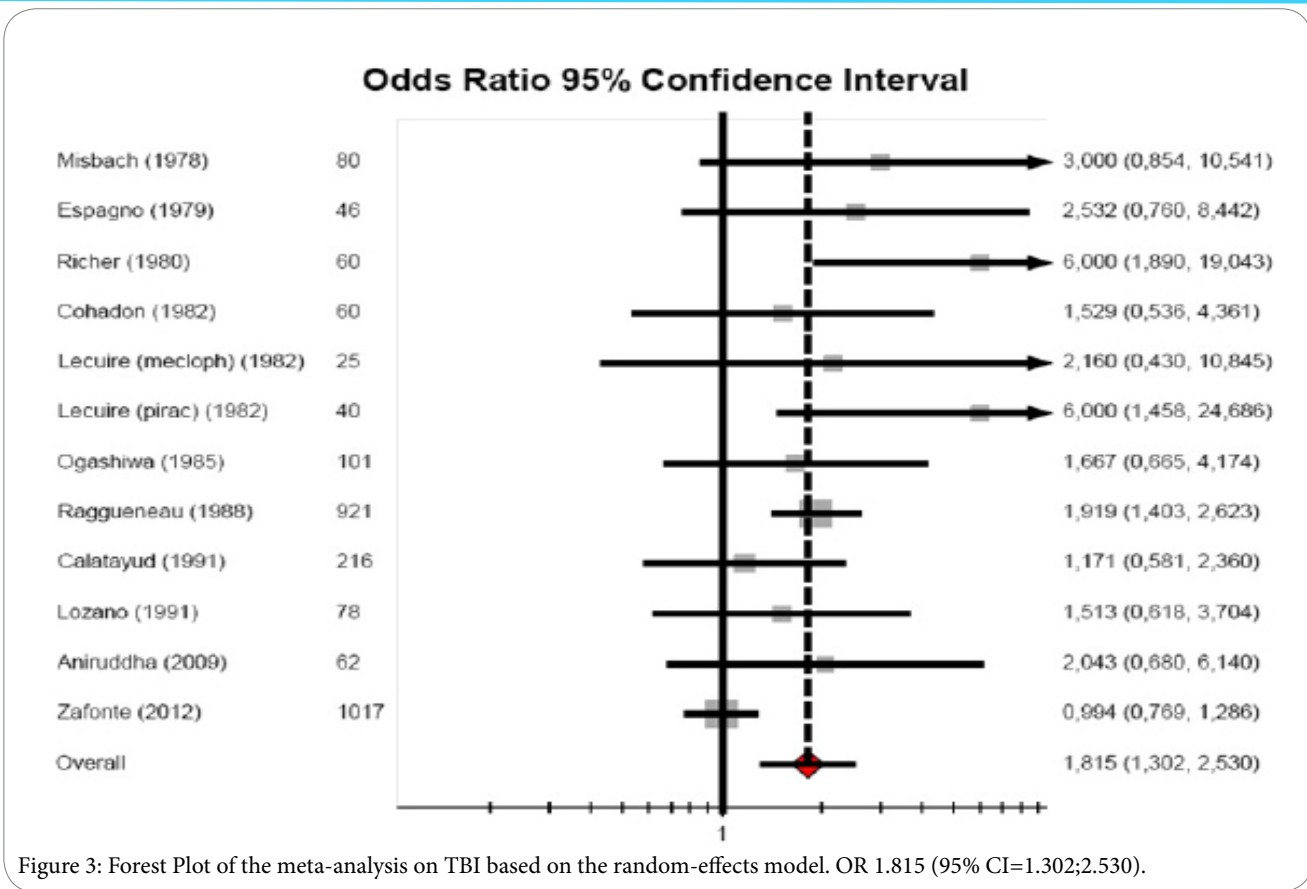


Figure 3: Forest Plot of the meta-analysis on TBI based on the random-effects model. OR 1.815 (95% CI=1.302;2.530).

6. Tazaki Y, Sakai F, Otomo E, Kutsuzawa T, Kameyama M, et al. (1988) Treatment of acute cerebral infarction with a choline precursor in a multicenter double-blind placebo-controlled study. *Stroke* 19: 211-216.
7. Clark WM, Warach SJ, Pettigrew LC, Gammans RE, Sabounjian LA (1997) A randomized dose-response trial of citicoline in acute ischemic stroke patients. *Citicoline Stroke Study Group. Neurology* 49: 671-678.
8. Clark WM, Williams BJ, Selzer KA, Zweifler RM, Sabounjian LA, et al. (1999) A randomized efficacy trial of citicoline in patients with acute ischemic stroke. *Stroke* 30: 2592-2597.
9. Warach S, Pettigrew LC, Dashe JF, Pullicino P, Lefkowitz DM, et al. (2000) Effect of citicoline on ischemic lesions as measured by diffusion-weighted magnetic resonance imaging. *Citicoline 010 Investigators. Ann Neurol* 48: 713-722.
10. Clark WM, Wechsler LR, Sabounjian LA, Schwiderski UE; Citicoline Stroke Study Group (2001) A phase III randomized efficacy trial of 2000 mg citicoline in acute ischemic stroke patients. *Neurology* 57: 1595-1602.
11. Dávalos A, Castillo J, Alvarez-Sabín J, Secades JJ, Mercadal J, et al. (2002) Oral citicoline in acute ischemic stroke: an individual patient data pooling analysis of clinical trials. *Stroke* 33: 2850-2857.
12. Saver JL (2008) Citicoline: update on a promising and widely available agent for neuroprotection and neurorepair. *Rev Neurol Dis* 5: 167-177.
13. Casado A, Secades JJ, Ibarz R, Herdman M, Brosa M (2008) Cost-effectiveness of citicoline versus conventional treatment in acute ischemic stroke. *Expert Rev Pharmacoecon Outcomes Res* 8: 151-157.
14. <http://www.crd.york.ac.uk/CRDWeb/ShowRecord.asp?ID=22008100436>
15. Dávalos A, Alvarez-Sabín J, Castillo J, Díez-Tejedor E, Ferro J, et al. (2012) Citicoline in the treatment of acute ischaemic stroke: an international, randomised, multicentre, placebo-controlled study (ICTUS trial). *Lancet* 380: 349-357.
16. Hamada J, Mizuno T, Kai Y, Morioka M, Ushio Y (2000) Microcatheter intrathecal urokinase infusion into cisterna magna for prevention of cerebral vasospasm: preliminary report. *Stroke* 31: 2141-2148.
17. Secades JJ, Delgadillo J, Oudovenko N (2013) Role of citicoline on the treatment of ischemic stroke: a formal and cumulative meta-analysis. 7th World Congress on Controversies in Neurology. Istanbul, Turkey.
18. Fioravanti M, Yanagi M (2005) Cytidinediphosphocholine (CDP-choline) for cognitive and behavioural disturbances associated with chronic cerebral disorders in the elderly. *Cochrane Database Syst Rev* 4: CD000269.
19. Alvarez-Sabín J, Ortega G, Jacas C, Santamarina E, Maisterra O, et al. (2013) Long-term treatment with citicoline may improve poststroke vascular cognitive impairment. *Cerebrovasc Dis* 35: 146-154.
20. Cotroneo AM, Castagna A, Putignano S, Lacava R, Fantò F, et al. (2013) Effectiveness and safety of citicoline in mild vascular cognitive impairment: the IDEALE study. *Clin Interv Aging* 8: 131-137.
21. Secades JJ (2012) Probably role of citicoline in stroke rehabilitation: review of the literature. *Rev Neurol* 54: 173-179.
22. Secades JJ (2014) Citicoline for Treatment of Head Trauma. Systematic Review and Meta-analysis of Clinical Controlled Trials. *J Trauma Treat* 4:1.
23. León-Carrión J, Dominguez-Roldán JM, Murillo-Cabezas F, del Rosario Dominguez-Morales M, Muñoz-Sánchez MA (2000) The role of citicoline in neuropsychological training after traumatic brain injury. *NeuroRehabilitation* 14: 33-40.