

Cardiovascular Risk Reduction Associated with Pharmacological Weight Loss: A Meta-Analysis

Jesse A. Kane¹, Talha Mehmood¹, Irsa Munir¹, Haroon Kamran¹, Pramod Theetha Kariyanna¹, Angelina Zhyvotovska¹, Denis Yusupov¹, Umer Javed Suleman¹, Deborah R. Gustafson^{2,3} and Samy I. McFarlane^{1*}

¹Department of Internal Medicine, Divisions of Cardiovascular Disease and Endocrinology, State University of New York, Downstate Medical Center, Brooklyn, NY 11203, USA

²Department of Neurology, State University of New York - Downstate Medical Center, Brooklyn, NY 11203, USA

³Neuropsychiatric Epidemiology Unit, University of Gothenburg, Gothenburg, Sweden

Abstract

Background: Obesity is a growing pandemic that is associated with multiple cardiovascular disease (CVD) risk factors such as hypertension, diabetes, dyslipidemia and obstructive sleep apnea. With the increase in obesity rates where nearly two thirds of Americans are either obese or overweight, there has been an increase in the use of pharmacological therapy weight loss. While these therapies have shown benefit in weight reduction, the clinical impact these pharmacological agents on overall CVD outcomes has yet to be determined.

Aim: We aimed to assess the effect of pharmacological agents used for weight reduction on CVD risk and all-cause mortality.

Methods: We conducted a meta-analysis of peer-reviewed literature that evaluated the impact of anti-obesity drugs on cardiovascular outcomes. Key words used included: "orlistat", "lorcaserin", "phentermine/topiramate" or "naltrexone/bupropion" and "cardiovascular outcomes" among others. We reviewed 791 articles, only 47 studies were randomized controlled trials and only 7 studies fulfilled all the inclusion criteria including, quantitative data on cardiovascular risk factors such as, Hemoglobin A1C (A1C), changes in body mass index (BMI), blood pressure and CVD morbidity and mortality. Data was retrieved from these studies and evaluated with comprehensive meta-analysis software* to assess pooled effects for medical management versus placebo.

Results: There were 7 studies included in the final analysis, with a total of 18,598 subjects, of which 8,685 were in the intervention (INT) group and 9,913 in the control (CTRL) group. For all cause mortality, there were 45 events in the INT and 55 in the CTRL groups, suggesting no significant difference between the two groups (OR: 0.843, 95%CI: 0.571-1.244, Z: -0.860, P: 0.390). For CVD mortality, there were 17 events in the INT and 36 events in the CTRL groups suggesting a significant mortality benefit in the INT group (OR:0.496, 95% CI: 0.282-0.873, Z: -2.433, P: 0.015). There was a significant absolute reduction in A1C in the INT group (Hg: -0.238, 95%CI: -0.291 to -0.186, Z: -8.937, P< 0.001). The percentage weight reduction was significantly higher for the INT group compared to the CTRL group (Hg: -0.431, 95%CI: -0.477 to -0.385, Z: -18.472, P< 0.001) and the blood pressure reduction was higher for the INT group compared to the CTRL group. (Hg: -0.052, 95%CI: -0.101- -0.003, Z: -2.086, P: 0.037). The heterogeneity observed for our meta analysis is Q: 1.884, df: 6, P: 0.930.

Conclusions: Our study demonstrated the favorable and significant effect of pharmacological weight reduction strategies on weight loss, blood pressure reduction, glycemic control (A1C reduction), and CVD mortality.

While weight loss without pharmacological means has been shown to reduce CVD risk, the mechanism by which weight loss medications impact CVD risk reduction could be a direct effect of these agents or merely an effect of weight reduction itself. Weight loss has been noted to modify risk factors via improving insulin sensitivity, reducing inflammation, decreasing blood pressure and modifying the lipid profile. In addition, the mechanism of action of the medications are not directly anti-inflammatory, and do not directly modify insulin sensitivity, blood pressure or the lipid profile. Thus, it is most likely that the benefit on cardiovascular disease from these therapies is via weight reduction and not direct medication effect.

Given the limited efficacy of the lifestyle modification on sustained weight loss and the surgical risk and limited availability of bariatric surgical options. Our data suggests pharmacological weight loss therapy may be a valuable treatment option to reduce CVD risk in obese patients. Further research is needed to clarify the effects these therapies on overall mortality and evaluate the mechanisms by which these medications reduce CVD risk factors and mortality.

Introduction

Obesity is a major pandemic in the United States and across the globe. Currently 35% of adult men and > 40% of adult women in the United States are obese and two-thirds of the adult population is considered either overweight or obese [1-3]. Obesity is associated with high rates of cardiovascular disease (CVD) and mortality, and an increased prevalence of CVD risk factors such as hypertension, diabetes mellitus (DM), dyslipidemia and obstructive sleep apnea[4-8].

Publication History:

Received: January 02, 2019

Accepted: January 19, 2019

Published: January 21, 2019

Keywords:

Obesity, Pharmacological weight loss, Diabetes, Cardiovascular disease, Hemoglobin A1C

*Corresponding Author: Prof. Samy I. McFarlane, Divisions of Cardiovascular Disease, and Endocrinology, Department of Internal Medicine, State University of New York, Downstate Medical Center, Brooklyn, New York, 11203, USA, Tel: 718-270-6707, Fax: 718-270-4488; E-mail: smcfarlane@downstate.edu

Citation: Kane JA, Mehmood T, Munir I, Kamran H, Kariyanna PT, et al. (2019) Cardiovascular Risk Reduction Associated with Pharmacological Weight Loss: A Meta-Analysis. Int J Clin Res Trials 4: 131. doi: <https://doi.org/10.15344/2456-8007/2019/131>

Copyright: © 2018 Kane et al. This is an open-access article distributed under the terms of the Creative Commons Attribution License, which permits unrestricted use, distribution, and reproduction in any medium, provided the original author and source are credited.

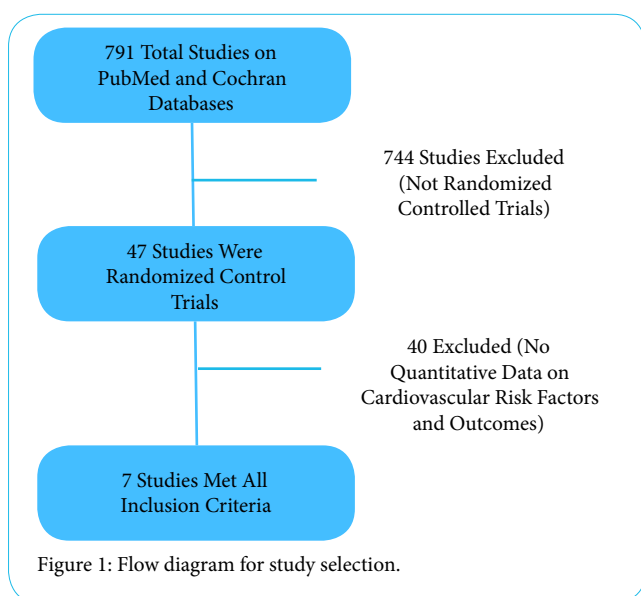
While diet and exercise strategies have been shown to reduce weight and CVD risk factors, these lifestyle modifications are difficult to sustain and many of these patients will regain lost weight at 1-year follow-up [9]. Furthermore, lifestyle modifications have failed to curb the rising epidemic of obesity. Bariatric surgery has also shown a benefit in sustained weight reduction, improved in CVD risk profiles and co-morbid conditions such as DM, hypertension and dyslipidemia, and reduced mortality. However these procedures are invasive and not universally available, and predispose patients to risks such as perioperative morbidity and mortality, gastric obstruction or ulceration, infection, bacterial overgrowth and malabsorption [10].

While pharmacological weight loss is more practical and widely available, long-term effects on weight reduction and incidents of CVD remains largely unclear [11]. Over the past decade several weight loss therapies such as orlistat, lorcaserin, phentermine/topiramate and naltrexone/bupropione have emerged as potential safe and effective agents for pharmacotherapy in the treatment of obesity [12-17].

We conducted a systematic meta-analysis to assess the effects of pharmacological therapy for the treatment of obesity, on reduction on CVD, CVD outcomes and all-cause mortality.

Methods

Anti-obesity drugs that were studied included orlistat, lorcaserin, Phenteramine/topiramate, Naltrexone/Bupropion. Using the key words , “orlistat”, “lorcaserin”, “phentermanie/topiramate”, “naltrexone/bupropion”, “cardiovascular”, “cardiovascular outcomes”, “cardiovascular risk factors”, we surveyed the PubMed, Trial search of Cochrane Library and Web of Science databases, Figure 1.



Included studies in our meta-analysis fulfilled the following requirements: all studies had to be published in peer-reviewed journals, could be either prospective or retrospective studies and contain quantitative data on the effect of anti-obesity drug on cardiovascular risk factors including Hemoglobin A1c (A1C), fasting blood glucose, BMI, weight, systolic and diastolic blood pressures, total cholesterol, LDL:HDL ratio, LDL cholesterol, HDL cholesterol, triglycerides; CVD outcomes including myocardial infarction, stroke and/or mortality.

Accepted controls identified in the studies were placebo with hypocaloric diet, placebo with maintenance diet, hypocaloric diet alone, placebo alone, hypocaloric diet with moderate exercise regimen, and placebo with an Internet based weight management program including healthy diet and exercise.

Exclusion criteria included studies that were not randomized controlled trials and duplicate studies that drive data from the same trials.

791 studies were screened initially, 744 were excluded because they were not randomized controlled trials. Out of 47 studies that were randomized controlled trials, 7 studies fulfilled the inclusion criteria.

Outcomes compared between the intervention (INT) and control (CTRL) groups included all cause mortality (ACM), cardiovascular mortality (CVM), absolute A1C reduction, percent weight reduction (WT%) and absolute systolic blood pressure reduction (SBP). ACM and CVM were compared and reported using events and odds ratio respectively. A1C, WT% and SBP were compared and reported using mean difference and hedges's g (Hg). The data were analyzed using the Comprehensive Meta-Analysis package V3 (Biostat, USA). Mantel-Haenszel method [18] was used for calculating the weighted pooled odds ratio under the fixed effects model. Heterogeneity statistic was incorporated to calculate the summary odds ratio under the random effects model [19].

Results

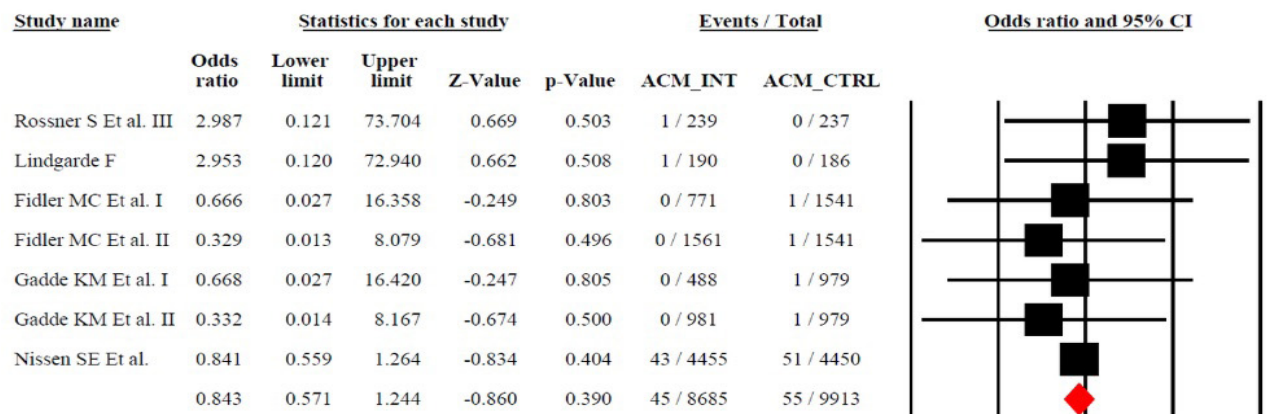
There were a total of 7 studies included in the final analysis, this included a total of 18598 subjects, of which 8685 were in the INT group and 9913 in the CTRL group. Baseline demographic data for the study cohorts is listed in Table 1.

Total Patients	9,913	8,685
Age (yr)	55.01	53.73
Percent Female (%)	62.64	65.83
Mean Weight (kg)	104.29 ± 17.50	103.27 ± 17.33
Systolic Blood Pressure (mmHg)	126.91 ± 12.81	126.70 ± 12.91
Diastolic Blood Pressure (mmHg)	77.67 ± 8.75	77.80 ± 8.73
Hemoglobin A1c (%)	5.85 ± 0.599	5.85 ± 0.593

Table 1: Baseline demographic data for the study cohorts.

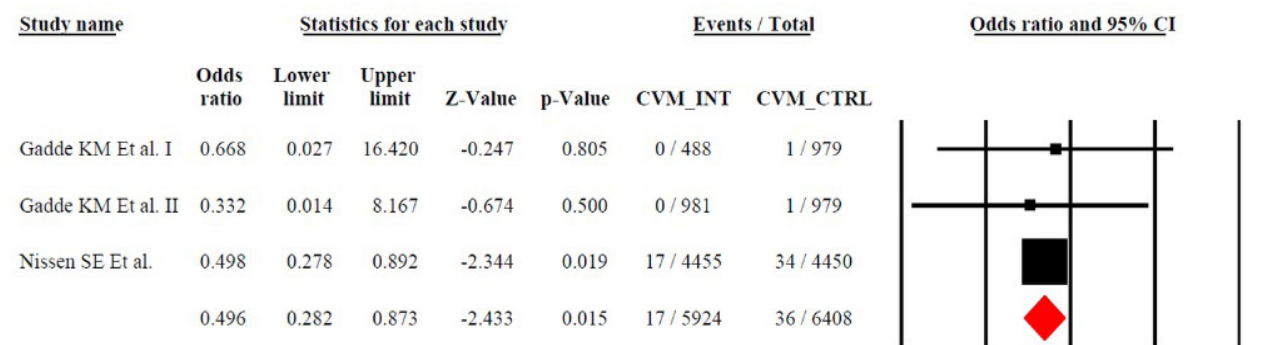
There was a significant absolute reduction in A1C for the INT group (Hg: -0.238, 95%CI: -0.291 - -0.186, Z: -8.937, P< 0.001). The WT% reduction was significantly higher for the INT group compared to the CTRL group (Hg: -0.431, 95%CI: -0.477 - -0.385, Z: -18.472, P< 0.001) and the SBP reduction was higher for the INT group compared to the CTRL group. (Hg: -0.052, 95%CI: -0.101 - -0.003, Z: -2.086, P: 0.037). The heterogeneity observed for our meta analysis is Q: 1.884, df: 6, P: 0.930. Figure 2 represents the meta analysis and results for the final outcomes.

There was no significant difference in ACM between groups, 45 events in the INT and 55 in the CTRL (OR: 0.843, 95%CI: 0.571-1.244, Z: -0.860, P: 0.390), however there were significantly fewer CVM events the INT group , 17 events in the INT and 36 events in the CTRL suggesting CVM benefit (OR:0.496, 95%CI: 0.282-0.873, Z: -2.433, P: 0.015). There was a significant absolute reduction in A1C



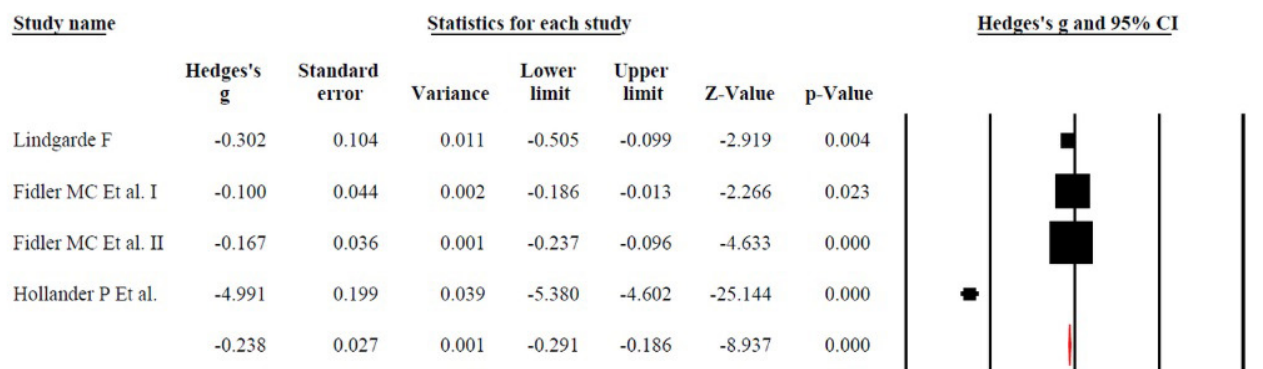
(a) All cause mortality (ACM) between Intervention (INT) and Control (CTRL) groups.

0.01 0.1 1 10 100
Favors INT Favors CTRL



(b) Cardiovascular mortality (CVM) between the Intervention (INT) and Control (CTRL) groups

0.01 0.1 1 10 100
Favors INT Favors CTRL



(c) Hemoglobin A1c reduction between Intervention and Control groups.

-8.00 -4.00 0.00 4.00 8.00
Favors INT Favors CTRL

Figure 2: Continued...

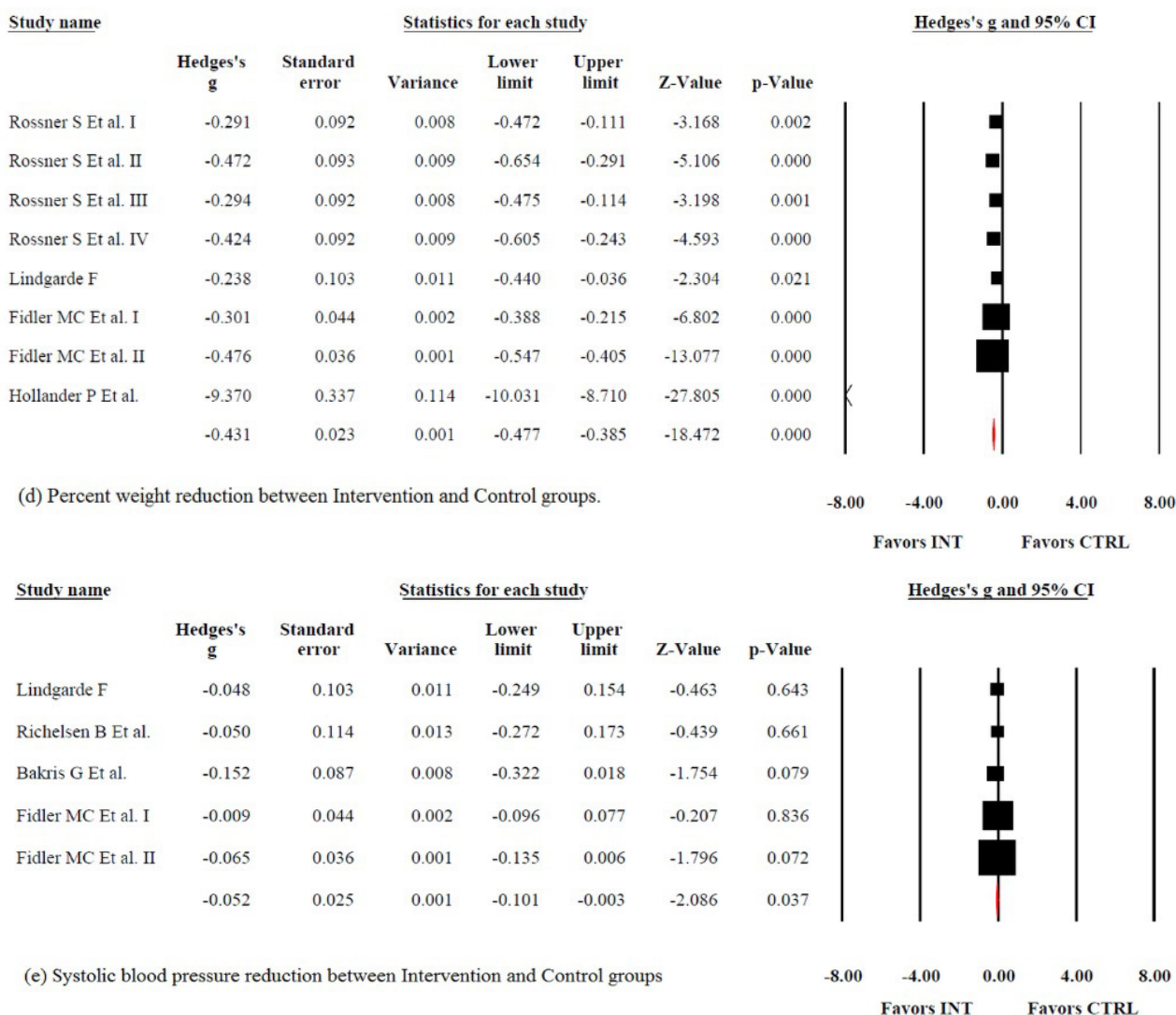


Figure 2: The figure depicts the comparisons between intervention and control groups using odds ratio for ACM (a) CVM (b) and Hedges's for A1c (c), WT% (d) and SBP (e).

for the INT group (H_g: -0.238, 95%CI: -0.291 - -0.186, Z: -8.937, P< 0.001). Figure 2 represents the meta analysis and results for the final outcomes.

Discussion

Our study demonstrated favorable and significant effect of pharmacological weight reduction strategies on weight loss, blood pressure reduction, glycemic control (A1C reduction), and CVM. While these findings are consistent with the effects of surgical weight reduction,[19, 20] our study adds to the limited literature on the CVD effects of pharmacological therapy for obesity.

Weight loss has been noted to modify risk factors via improving insulin sensitivity, reducing inflammation, decreasing blood pressure and modifying the lipid profile [21-24]. The mechanism by which weight loss medications impact CVD risk reduction could be either a direct effect of these agents or merely an effect on weight reduction. Without pharmacological interventions, diet and exercise regimens when successful in reducing weight have been shown to reduce

CVD risk [25, 26]. Additionally, whether via lifestyle modification or bariatric surgery, weight loss without pharmacological therapy has been shown to decrease CVD risk [27, 28]. This would support the notion that CVD risk reduction by pharmacological agents is largely due to the effect of weight loss itself. Furthermore, the mechanism of action of these medications are not directly anti-inflammatory, and do not directly modify insulin sensitivity, blood pressure or the lipid profile [29-32].

Thus, it is most likely the benefit on CVD from these therapies is via weight reduction and not direct medication effect [29-32].

One limitation to our analysis was the small number of long-term studies assessing the CVD risk factors and mortality with each of the medications we evaluated. Thus, our meta-analysis could not compare the CVD outcomes between individual pharmacological agents. In addition, many studies did not contain enough information to assess non-traditional risk factors such as inflammatory markers or assessment of dyslipidemia.. We also found there was no decrease in all-cause mortality in our study, potentially due to medication impact

on the gastrointestinal, hormonal or neurological systems, which were beyond the scope of our meta-analysis.

In summary, through our study demonstrated that use of pharmacological weight loss therapy is beneficial in weight reduction, improvement of A1C and blood pressure and decreases rates of CVM when compared to placebo and diet/exercise regimens. This suggests that pharmacotherapy maybe a treatment option for CVD risk reduction in obese patients. Further research should be performed to clarify the implications these therapies have on overall mortality and evaluate the mechanisms by which these medications reduce CVD risk factors and mortality.

Funding

This work is supported, in part, by the efforts of Dr. Moro O. Salifu M.D., M.P.H., M.B.A., M.A.C.P., Professor and Chairman of Medicine through NIH Grant number S21MD012474.

Competing Interests

The authors declare that they have no competing interests.

References

1. Flegal KM, Kruszon-Moran D, Carroll MD, Fryar CD, Ogden CL, et al. (2016) Trends in Obesity Among Adults in the United States, 2005 to 2014. *JAMA* 315: 2284-2291.
2. Ryan DH, Kahan S (2018) Guideline Recommendations for Obesity Management. *Med Clin North Am.* 102: 49-63.
3. Yang L, Colditz GA (2015) Prevalence of Overweight and Obesity in the United States, 2007-2012. *JAMA Intern Med* 175: 1412-1413.
4. Landsberg L, Troisi R, Parker D, Young JB, Weiss ST (1991) Obesity, blood pressure, and the sympathetic nervous system. *Ann Epidemiol* 1: 295-303.
5. Verma S, Hussain ME (2017) Obesity and diabetes: An update. *Diabetes Metab Syndr* 11: 73-79.
6. Klop B, Elte JW, Cabezas MC (2013) Dyslipidemia in obesity: mechanisms and potential targets. *Nutrients* 5: 1218-1240.
7. Schwartz AR, Patil SP, Laffan AM, Polotsky V, Schneider H, et al., (2008) Obesity and obstructive sleep apnea: pathogenic mechanisms and therapeutic approaches. *Proc Am Thorac Soc* 5: 185-192.
8. Apovian CM, Gokce N (2012) Obesity and cardiovascular disease. *Circulation* 125: 1178-1182.
9. Curioni CC, Lourenco PM (2005) Long-term weight loss after diet and exercise: a systematic review. *Int J Obes (Lond)* 29: 1168-1174.
10. Poirier P, Cornier MA, Mazzone T, Stiles S, Cummings S, et al. (2011) Bariatric surgery and cardiovascular risk factors: a scientific statement from the American Heart Association. *Circulation* 123: 1683-1701.
11. Ioannides-Demos LL, Piccenna L, McNeil JJ (2011) Pharmacotherapies for obesity: past, current, and future therapies. *J Obes* 2011: 179674.
12. Nissen SE, Wolski KE, Prcela L, Wadden T, Buse JB, et al. (2016) Effect of Naltrexone-Bupropion on Major Adverse Cardiovascular Events in Overweight and Obese Patients with Cardiovascular Risk Factors: A Randomized Clinical Trial. *JAMA* 315: 990-1004.
13. Lindgarde F (2000) The effect of orlistat on body weight and coronary heart disease risk profile in obese patients: The Swedish Multimorbidity Study. *J Intern Med* 248: 245-254.
14. Richelsen B, Tonstad S, Rössner S, Toubro S, Niskanen L, et al., (2007) Effect of orlistat on weight regain and cardiovascular risk factors following a very-low-energy diet in abdominally obese patients: a 3-year randomized, placebo-controlled study. *Diabetes Care* 30: 27-32.
15. Gadde KM, Allison DB, Ryan DH, Peterson CA, Troupin B, et al. (2011) Effects of low-dose, controlled-release, phentermine plus topiramate combination on weight and associated comorbidities in overweight and obese adults (CONQUER): a randomised, placebo-controlled, phase 3 trial. *Lancet* 377: 1341-1352.
16. Hollander P, Gupta AK, Plodkowski R, Greenway F, Bays H, et al. (2013) Effects of naltrexone sustained-release/bupropion sustained-release combination therapy on body weight and glycemic parameters in overweight and obese patients with type 2 diabetes. *Diabetes Care* 36: 4022-4029.
17. Fidler MC, Sanchez M, Raether B, Weissman NJ, Smith SR, et al. (2011) A one-year randomized trial of lorcaserin for weight loss in obese and overweight adults: the BLOSSOM trial. *J Clin Endocrinol Metab* 96: 3067-3077.
18. DerSimonian R, Laird N (1986) Meta-analysis in clinical trials. *Control Clin Trials* 7: 177-188.
19. Mantel N, Haenszel W (1959) Statistical Aspects of the Analysis of Data From Retrospective Studies of Disease. *J Natl Cancer Inst* 22:719-48.
20. Sjöström L, Peltonen M, Jacobson P, Sjöström CD, Karason K, et al. (2012) Bariatric surgery and long-term cardiovascular events. *JAMA* 307: 56-65.
21. Vest AR, Heneghan HM, Agarwal S, Schauer PR, Young JB (2012) Bariatric surgery and cardiovascular outcomes: a systematic review. *Heart* 98: 1763-1777.
22. Kopp HP, Kopp CW, Festa A, Krzyzanowska K, Kriwanek S, et al. (2003) Impact of weight loss on inflammatory proteins and their association with the insulin resistance syndrome in morbidly obese patients. *Arterioscler Thromb Vasc Biol* 23: 1042-1047.
23. Petersen KF, Dufour S, Befroy D, Lehrke M, Hendler RE, et al. (2005) Reversal of Nonalcoholic Hepatic Steatosis, Hepatic Insulin Resistance, and Hyperglycemia by Moderate Weight Reduction in Patients With Type 2 Diabetes. *Diabetes* 54: 603-608.
24. Stevens VJ, Obarzanek E, Cook NR, Lee IM, Appel LJ, et al. (2001) Long-Term Weight Loss and Changes in Blood Pressure: Results of the Trials of Hypertension Prevention, Phase II. *Ann Intern Med* 134: 1-11.
25. Dixon JB, O'Brien PE (2002) Lipid profile in the severely obese: changes with weight loss after lap-band surgery. *Obes Res* 10: 903-910.
26. Dansinger ML, Gleason JA, Griffith JL, Selker HP, Schaefer EJ (2005) Comparison of the Atkins, Ornish, Weight Watchers, and Zone diets for weight loss and heart disease risk reduction: a randomized trial. *JAMA* 293: 43-53.
27. Ross R, Dagnone D, Jones PJ, Smith H, Paddags A, et al. (2000) Reduction in Obesity and Related Comorbid Conditions after Diet-Induced Weight Loss or Exercise-Induced Weight Loss in Men. *Ann Intern Med* 133: 92-103.
28. Goldstein DJ (1992) Beneficial health effects of modest weight loss. *Int J Obes Relat Metab Disord* 16: 397-415.
29. Klein S, Burke LE, Bray GA, Blair S, Allison DB, et al. (2004) Clinical Implications of Obesity with Specific Focus on Cardiovascular Disease A Statement for Professionals From the American Heart Association Council on Nutrition, Physical Activity, and Metabolism. *Circulation* 110: 2952-2967.
30. Harp JB (1998) An assessment of the efficacy and safety of orlistat for the long-term management of obesity. *The Journal of Nutritional Biochemistry* 9: 516-521.
31. Gustafson AKC, Rey JA (2013) Lorcaserin (Belviq): A Selective Serotonin 5-HT_{2C} Agonist In the Treatment of Obesity. *PT* 38: 525-534.
32. Jordan J, Astrup A, Engeli S, Narkiewicz K, Day WW, et al., (2014) Cardiovascular effects of phentermine and topiramate: a new drug combination for the treatment of obesity. *J Hypertens* 32: 1178-1188.
33. Billes SK, Sinnayah P, Cowley MA (2014) Naltrexone/bupropion for obesity: an investigational combination pharmacotherapy for weight loss. *Pharmacol Res* 84: 1-11.